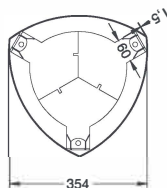
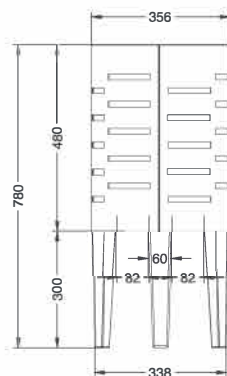


PAPELERAS

RUBBISH BINS / CORBEILLES





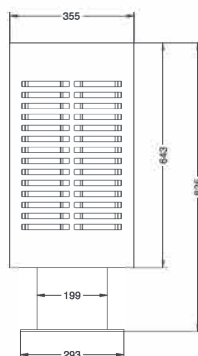
SCUDERIA

Mod. C-2009-ECO

Estructura chapa de acero
Acabado pintado en gris martelé
Capacidad 40L

Stell of steel structure
Paint finish with painted in grey hammer
Capacity 40L

Structure en tôle d'acier
Fini en peint en noir martele
Capacité 40L



SCUDERIA

Mod. C-2009

Estructura de acero galvanizado
Acabado pintado en gris martelé
Capacidad 50L

Galvanized steel structure
Paint finish with painted in grey hammer
Capacity 50L

Structure en acier galvanisé
Fini en peint en noir martele
Capacité 50L

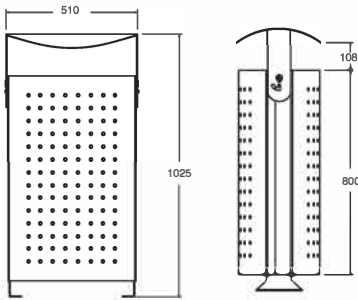
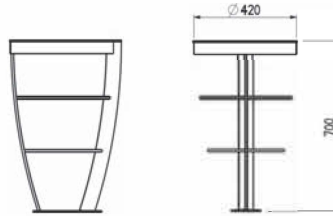


RADIAL
Mod. C-2013

Estructura de acero pintada en martelé. Se suministra con bolsa
Fácil control de contenido

Steel structure with black hammer paint. Bag supplied
Easy control of contents

Structure en acier peint noir martelé. Sac fourni
Contrôle facile des matières



ARCO IRIS

Mod. C-2012

Estructura de acero galvanizado, tapa abatible y aro sujeta bolsa
Color gris martelé. Capacidad 85L

Galvanised steel structure, hinged lid and a ring to hold de bag
Black hammer paint. Capacity 85L

Structure en acier galvanisé, couvercle rabattable et anneau pour sacs
Peint noir martelé. Capacité 85L

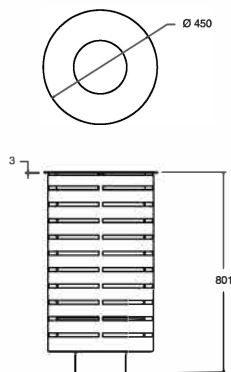


SPIRAL
Mod. C-2016

Chapa de acero galvanizada
Cubeta interior extraíble. Capacidad 65L
Color gris martelé

Galvanized steel structure
Inner bucket extraíble. Capacity 65L
Black hammer paint

Structure en acier galvanisé
Seau amovible. Capacité 65L
Peint noir martelé



PORTALÓ

Mod. C-2001

Chapa de acero galvanizado con cierre
Cubeta interior extraíble. Color gris martelé
Capacidad 65L

Galvanized steel structure with lock
Inner bucket extraíble. Black hammer paint
Capacity 65L

Structure en acier galvanisé avec serrure de fermeture
Seau amovible. Peint noir martelé
Capacité 65L



SCUDERIA POLIETILENO

Mod. C-2009-PLAST

Poliétileno, resistentes y económicas

Capacidad 60L
Ø 380 x 820 mm

High quality polyethylene, strong and economic

Capacity 60L
Ø 380 x 820 mm

Polyéthylène de haute qualité, résistant et économique

Capacité 60L
Ø 380 x 820 mm



RAL 5005

RAL 6029

COBALTO
SIMILAR RAL 5004



RAL 7021

RAL 3020



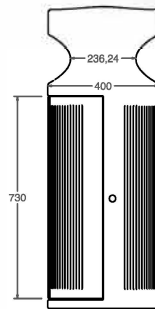
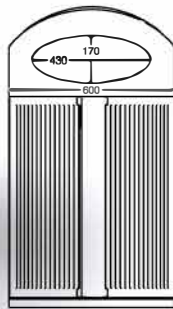
CORTEN
SIMILAR RAL 8017



100% RECICLABLE

Papelera Urbana

SIN MANTENIMIENTO
RESISTENTE



IBIZA PLAST

Mod. P-23I

Polietileno, resistentes y duradera
Capacidad 80L
400 x 600 x 1090 mm

High quality polyethylene, strong and durable
Capacity 80L
400 x 600 x 1090 mm

Polyéthylène de haute qualité, résistant et durable
Capacité 80L
400 x 600 x 1090 mm

100% RECICLABLE



RAL 5005

RAL 7021

RAL 3020

CORTEN
SIM. RAL 8017

NARANJA
SIM. RAL 2004

RAL 6029

VERDE ACIDO
SIM. RAL 1026

COBALTO
SIM. RAL 5004



RAL 3020

TOSCANA

Mod. P-200

Polietileno, resistentes y económicas
Capacidad 60L
410 x 410 x 850 mm

High quality polyethylene,
strong and economic
Capacity 60L
410 x 410 x 850 mm

Polyéthylène de haute qualité,
résistant et économique
Capacité 60L
410 x 410 x 850 mm



RAL 7021



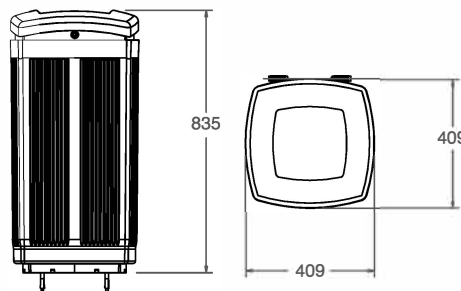
RAL 1021



RAL 6029



RAL 5005



RAL 5005

LUCENTUM

Mod. P-201

Papelera fabricada en Polietileno de Alta Densidad
Especial para exteriores y con tratamiento UV
Capacidad 55L
Ø 410 x 850 mm

Bin made of high density polyethylene
Specially for outdoor and UV protection
Capacity 55L
Ø 410 x 850 mm

Corbeille fabriqué en polyéthylène haute densité
Extérieur spécial et avec traitement UV
Capacité 55L
Ø 410 x 850 mm



RAL 3020



RAL 6032



RAL 1021



RAL 7024

LUCENTUM 3 RECICLABLE

Mod. P-201-REC

Papelera fabricada en Polietileno de Alta Densidad
Especial para exteriores y con tratamiento UV
Capacidad total 165L

Bin made of high density polyethylene
Specially for outdoor and UV protection
Total capacity 165L

Corbeille fabriqué en polyéthylène haute densité
Extérieur spécial et avec traitement UV
Capacité total 165L



100% RECICLABLE



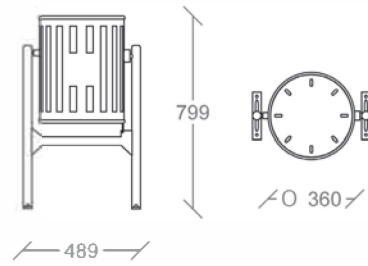
TRAMONTANA

Mod. C-23F

Fundición ductil
Capacidad 60L

Ductile cast iron
Capacity 60L

Fonte ductile
Capacité 60L



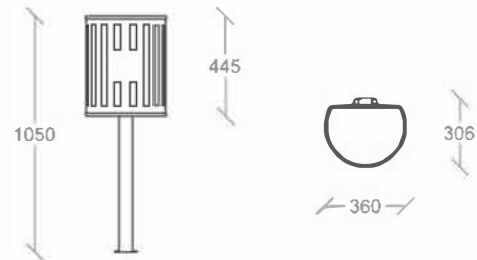
TRAMONTANA SEMICIRCULAR

Mod. C-23FM

Fundición ductil
Abatible con cierre
Capacidad 31L

Ductile cast iron
Hinged locking
Capacity 31L

Fonte ductile avec fermeture
Capacité 31L



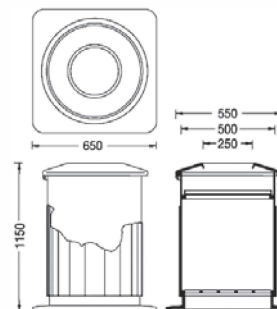
COLLSEROLA

Mod. C-2020

Fundición
Abatible y con cierre
Capacidad 160L

Cast iron
Hinged locking
Capacity 160L

Fonte
Avec fermeture
Capacité 160L





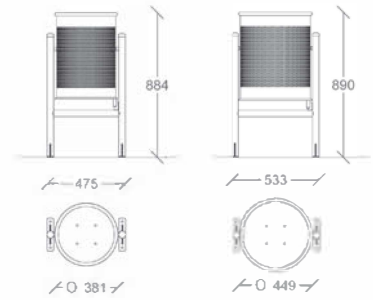
BARCELONA

- Mod. C-23G
- Mod. C-23G-70
- Mod. C-23GP
- Mod. C-23M
- Mod. C-23GC
- Mod. C-23GT

Cubeta galvanizada y pintada al horno RAL 7011

Galvanized steel powder coated finish RAL 7011

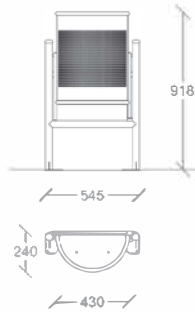
Acier galvanisé peint RAL 7011



Mod. C-23G

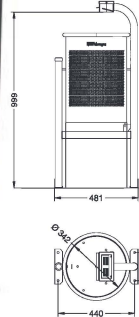
Mod. C-23G-70

- ◀ **Mod. C-23G**
Capacidad 60L / Capacity 60L / Capacité 60L
- Mod. C-23G-70**
Capacidad 70L / Capacity 70L / Capacité 70L
- Mod. C-23GP**
Capacidad 50L / Capacity 50L / Capacité 50L



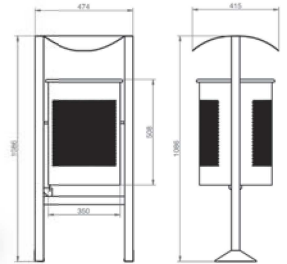
▲ **Mod. C-23M**

Capacidad 30L / Capacity 30L / Capacité 30L



▲ **Mod. C-23GC**

Con cenicero / With ashtray / avec cendrier
Capacidad 60L / Capacity 60L / Capacité 60L



▲ **Mod. C-23GT**

Con sombrero / With top cover / avec couvercle
Capacidad 60L / Capacity 60L / Capacité 60L



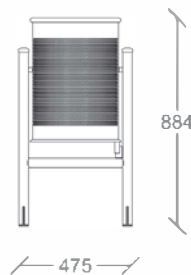
BARCELONA INOX

- Mod. C-23X
- Mod. C-23MX semicircular

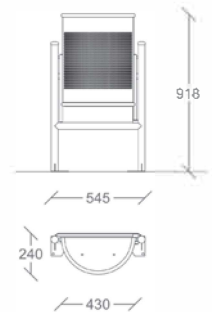
Acero inoxidable

Stainless steel

Acier inoxydable



◀ **Mod. C-23X**



▲ **Mod. C-23MX semicircular**

Capacidad 30L / Capacity 30L / Capacité 30L

TENERIFE

Mod. C-21

Mod. C-21D (doble)

Mod. C-21-FA

(para colgar en farola o pared / To hang on a wall or streetlight / Pour accrocher au mur)

Mod. C-21-T

(con sombrero / With top covert / avec couvercle)

Plancha embutida y pintada al horno
Capacidad 40L

Inlaid iron
Powder coated finish
Capacity 40L


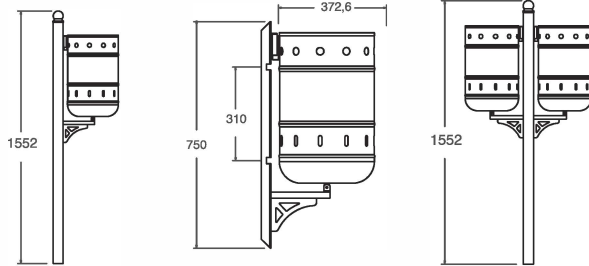
Acier embouti
Finition peint au four
Capacité 40L



▲
Mod. C-21



▲
Mod. C-21-T



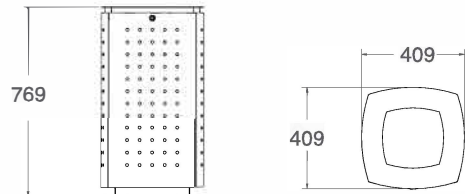
AMG

Mod. C-2004

Chapa de acero galvanizado y pintada color plata
Tapa con cierre y cubeta interior extraíble
Capacidad 60L

Galvanized and powdercoated finished silver
Cover with lock and inner bucket extractable
Capacity 60L

Structure en acier galvanisé et peint argent
Couvercle verrouillable et seau amovible
Capacité 60L



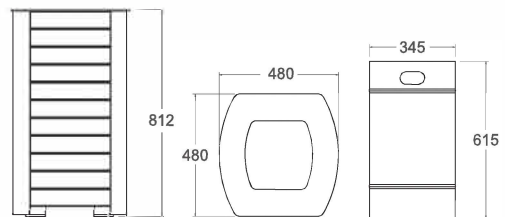
COSTA

Mod. C-2002

Chapa de acero galvanizado pintada color plata y madera tropical
Tapa con cierre y cubeta interior extraíble
Opcional: Estructura de acero pintada en óxido

Galvanized and powdercoated finished silver and tropical wood
Cover with lock and inner bucket extractable
Optional: Steel structure powder coated with oxiron paint

Structure en acier galvanisé peint argent et bois tropical
Couvercle verrouillable et seau amovible
En option: Structure en acier peint oxiron





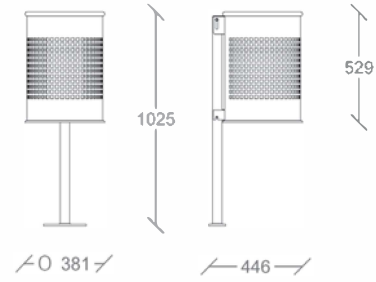
CERDANYOLA

Mod. C-21C

Chapa de acero galvanizada y pintada color plata
Capacidad 60L

Galvanized and painted in silver steel structure
Capacity 60L

Structure en acier galvanisé et peint couleur argent
Capacité 60L



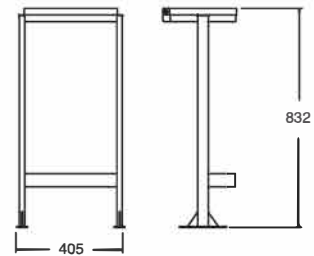
ANTIBOMBA

Mod. C-2011

Estructura inoxidable
Facil control de contenido
Se suministra sin bolsa

Stainless steel structure
Easy control of contents
Bag not supplied

Structure inox
Contrôle facile des matières
Sac non fourni



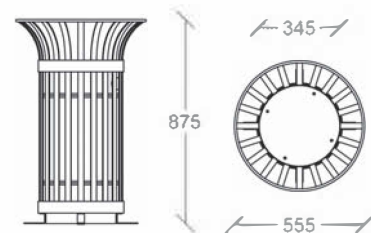
MARGARITA

Mod. C-2007

Acero con cubeta interior extraíble
Capacidad 65L

Steel with inner bucket extractable
Capacity 65L

Acier avec seau amovible
Capacité 65L



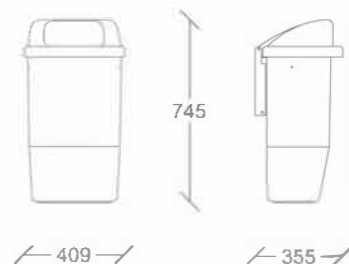
URBAN

Mod. C-24PC

Poliétileno
Capacidad 55L
Opcional: C-24PP con poste galvanizado

Polyethylene
Capacity 55L
Optional: C-24PP with galvanized stick

Polyéthylène
Capacité 55L
En option: C-24PP avec barre galvanisé





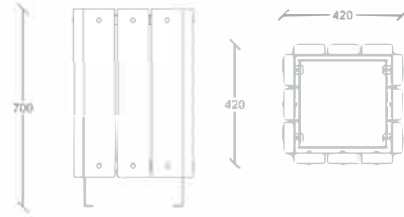
CANADA RÚSTICA

Mod. C-2010-PC (55L)
Mod. C-2010G-PC (80L)

Estructura de acero pintado
 Madera de pino autoclave

Painted steel structure
 Autoclave pine wood

Structure en acier peint
 Bois de pin autoclave



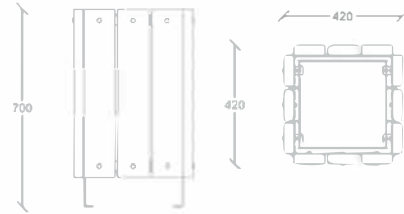
CANADA TROPICAL

Mod. C-2010 (55L)
Mod. C-2010G (80L)

Estructura de acero pintado
 Madera tropical

Painted steel structure
 Tropical wood

Structure en acier peint
 Bois tropical



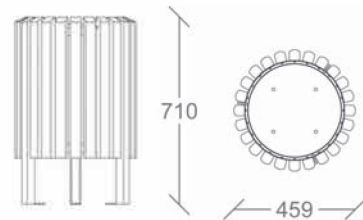
SALOU RÚSTICA

Mod. C-21S-PINO

Estructura de acero galvanizado
 Madera de pino autoclave
 Capacidad 60L

Galvanized steel structure
 Autoclave pine wood
 Capacity 60L

Structure en acier galvanisé
 Bois de pin autoclave
 Capacité 60L



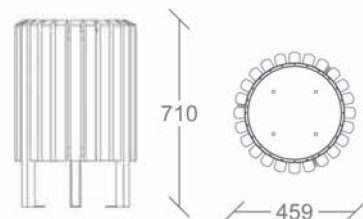
SALOU TROPICAL

Mod. C-21S

Estructura de acero galvanizado
 Madera tropical
 Capacidad 60L

Galvanized steel structure
 Tropical wood
 Capacity 60L

Structure en acier galvanisé
 Bois tropical
 Capacité 60L





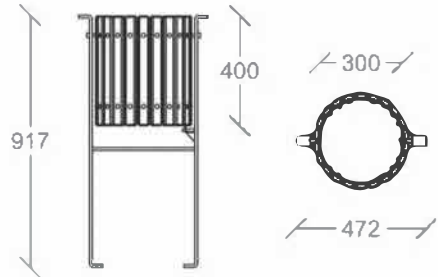
VALLADOLID

Mod. C-20

Estructura de acero pintado
Madera tropical
Capacidad 40L

Painted steel structure
Tropical wood
Capacity 40L

Structure en acier peint
Bois tropical
Capacité 40L



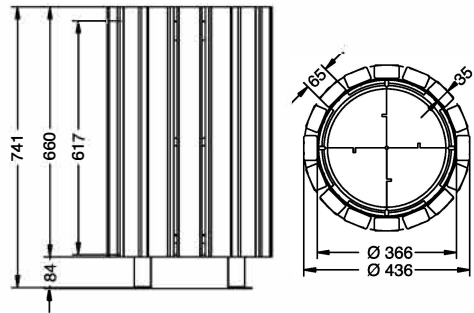
TARRAGONA

Mod. C-2017

Listones de madera tropical
Estructura de acero galvanizado
Capacidad: 60 L

Slats of tropical wood
Structure of galvanized steel
Capacity: 60 L

Voliges de bois tropical
Structure dans acier galvanisé
Capacité: 60 L



CENICEROS
ASHTRAYS / CENDRIERS



ACCESORIOS
ACCESSORIES / ACCESSOIRES

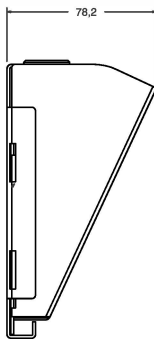
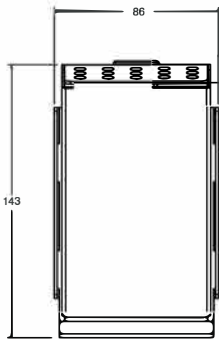
INOX

Mod. CE-2
Mod. CE-4

Cenicero de acero inoxidable para colgar
Adaptable a todo nuestro mobiliario urbano

Stainless steel ashtray
Adaptable to all our furniture

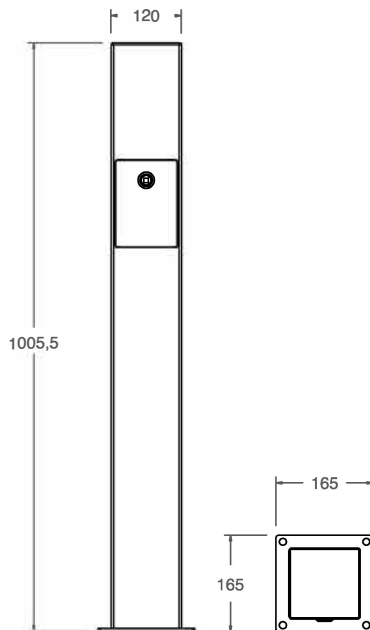
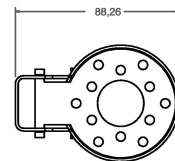
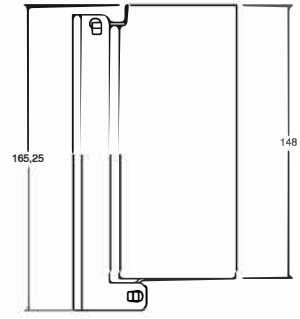
Cendrier en acier inoxydable
Adapté à tous notre mobilier



Mod. CE-2



Mod. CE-4



CENICERO DE PIE

Mod. CE-3

Cenicero de acero pintado en gris martelé

Steel ashtray black hammer paint

Cendrier en acier peint noir martelee